




Google Forms

WHAT IS GOOGLE FORMS?

Use Google Forms to create online forms and surveys with multiple question types. Analyze results in real-time and from any device, on your phone, iPad, or computer. Forms integrates with all other Google Workspace applications for quick and easy access!

GETTING STARTED

- Access your WCU Google Workspace account at accounts.google.com.
- Access Google applications by selecting  from the top right corner. Select the  icon.
- Create a new document by selecting *+Blank* or selecting a template document.
- Share your document with others by selecting  from the top right corner.
 - Share by directly typing an email address, or by selecting *Copy Link* to copy a direct link and include it in an email.
 - Select *Change* to alter the permissions to *West Chester University* accounts only, or *Anyone with this link* to send to addresses outside of the WCU network.

HOW CAN I USE GOOGLE FORMS IN THE CLASSROOM?

CHOOSE YOUR OWN ADVENTURE

The Choose your Own Adventure activity is a great way to test your student's knowledge in a fun and interactive way. By using branching (the "go to section based on answer" choice in the three-dots menu in a multiple-choice question), you can create a multitude of different adventures for your students. Create them for your students or let students create their own! [Here's a math example.](#)

DIGITAL ESCAPE ROOM

Make your quizzes more challenging by making them into a digital escape room! Use data validation to create a set of "locks" in a Google Form that will make it so the student can only progress/end the quiz by typing in the correct answer and "escape". [Check out this post for 30+ FREE digital escape rooms](#) (plus tips and tools for creating your own).

ENTRANCE/EXIT TICKET

Have students answer questions at the beginning or end of class with a Google Form. Add images, links, videos and more to the form to make it a richer multimedia experience. Then gather all the student responses in a spreadsheet. Check out [Ditch That Textbook](#) for templates and more ideas!

READING WRAP-UP POLLS

Send each student a Google Form asking who their favorite character was, what part of the book they liked the best, etc. Then, project the answers for the class to see (make sure you set it to show the students anonymously) and let your class discuss the answers! The graphs and pie-charts included in the Forms responses make this a fun activity for your class to review.

FLIPPED CLASSROOM ASSIGNMENT

The flipped classroom comes in a variety of ways, but many teachers have students watch a video and then answer some comprehension questions afterward. This is easy to do with Google Forms! First, create a form with a YouTube video (created by you or found on YouTube) and add comprehension questions below it. [Here's an example.](#)